



rioplay

Encrypted Content Player (Android)

Download & Install RioPlay for Android

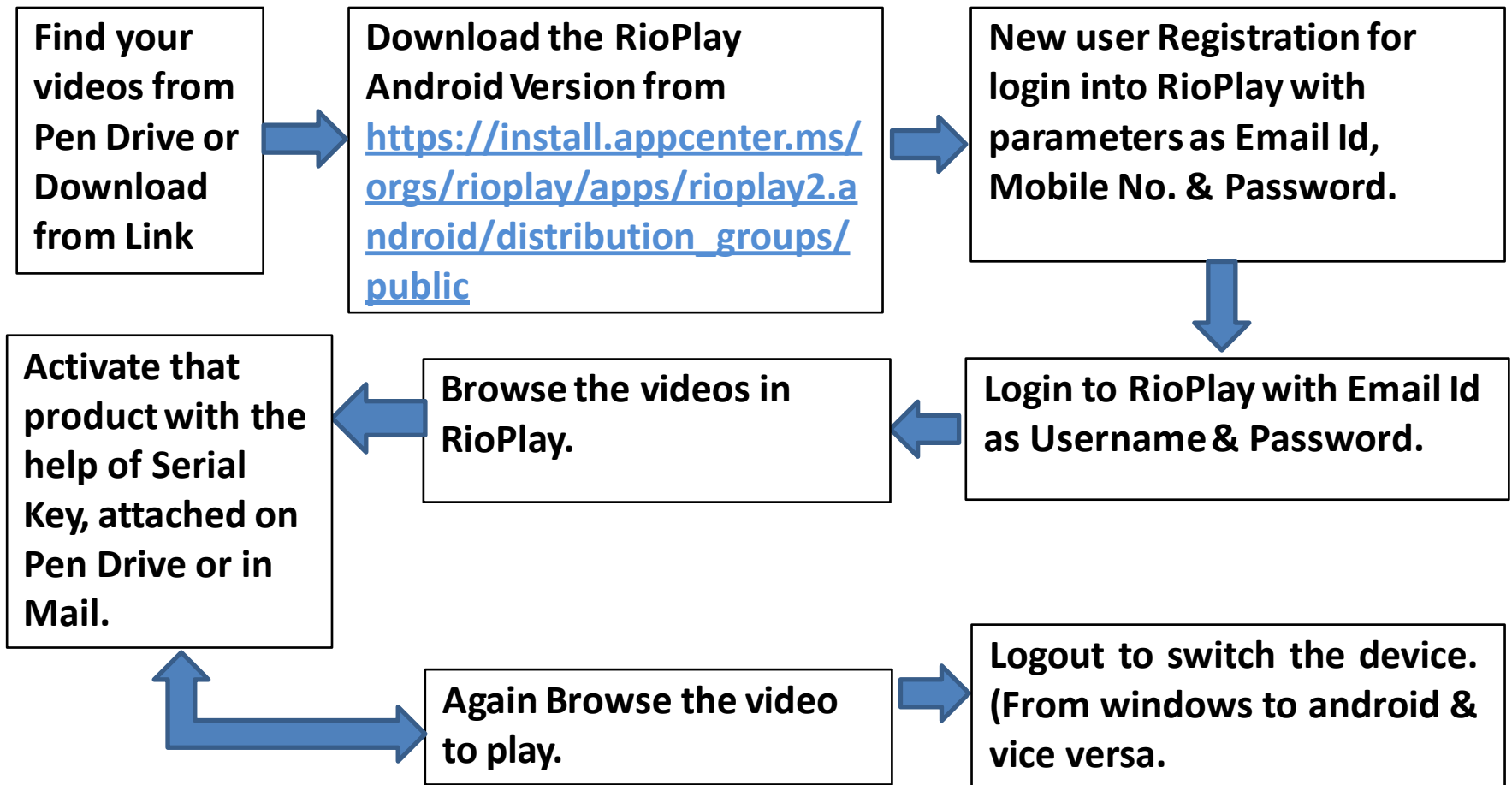
Download Link:

https://install.appcenter.ms/orgs/rioplay/apps/rioplay2.android/distribution_groups/public

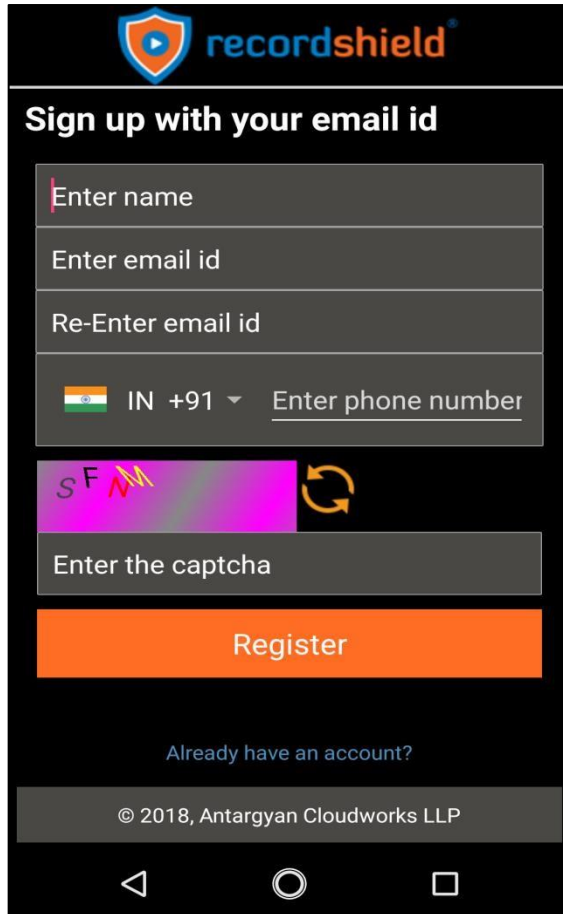
- System Requirements:
- **Android 4.2 and Above versions.**
- Directly Playing videos from OTG Cable attached Pen Drive is not supported, you have to copy videos from Pen Drive to your internal storage or memory card.



How it works



Your account with RioPlay (New User)



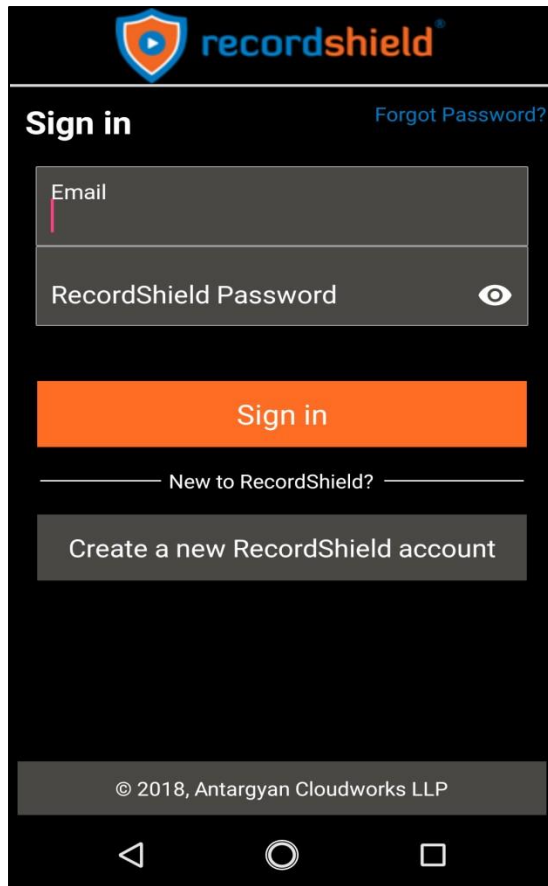
The screenshot shows the 'recordshield' app interface for user registration. At the top, the 'recordshield' logo is displayed. Below it, the heading 'Sign up with your email id' is visible. The registration form includes several input fields: 'Enter name', 'Enter email id', 'Re-Enter email id', and 'Enter phone number' (with a dropdown menu for country code, currently set to 'IN +91'). A captcha image with the characters 'SFMM' is shown, along with a refresh icon. A prominent orange 'Register' button is located below the captcha field. At the bottom of the form, there is a link that says 'Already have an account?'. The footer of the app shows the copyright notice '© 2018, Antargyan Cloudworks LLP' and standard Android navigation icons.

New User Registration

- You must have active internet connection at the time of Registration.
- On completing registration process you will receive password on email and mobile.
- Register Problem, Click on the link below the Register button.



Your account with RioPlay (Existing User)



The screenshot shows the RecordShield mobile app interface. At the top, there is the RecordShield logo (a shield with a play button) and the text "recordshield". Below the logo, the text "Sign in" is displayed in white, with a link "Forgot Password?" in blue to its right. There are two input fields: "Email" and "RecordShield Password". The "RecordShield Password" field has an eye icon to its right. Below the input fields is an orange "Sign in" button. Underneath the button, there is a link "New to RecordShield?" and a button "Create a new RecordShield account". At the bottom of the screen, there is a footer with the text "© 2018, Antargyan Cloudworks LLP" and three navigation icons (back, home, and recent apps).

Existing User (Login)

- If you are existing user you can login with your credentials.
- Your username is your email ID and your password is “your entered password while new user registration”.
- Keep in mind you can login to one device at a time.




How to Get the Videos



Chapter1_Lecture no. 1.rio

Last edited:28/05/2018, 03:23 PM



Pen Drive Version

- If You want to play videos on Android Mobile, connect it via OTG Cable and copy all videos in internal memory or in external memory card.

Cloud Version

- In Cloud Version, you will get the Email, containing the Cloud Version Link of that product.
- Need to download all videos from the cloud version link.

Hello
Students,

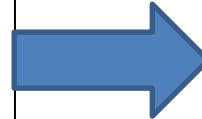
Please download the Inter Account – Feb 2018 (Cloud Version) lectures from the link below,

[https://1drv.ms/f/s!Apw3zGk-Sml9g\\$5uYeaYyUXtrvVcU](https://1drv.ms/f/s!Apw3zGk-Sml9g$5uYeaYyUXtrvVcU)

Once you click on link you will be redirected to google drive folder where you can view all the video lectures uploaded (.rio Format).

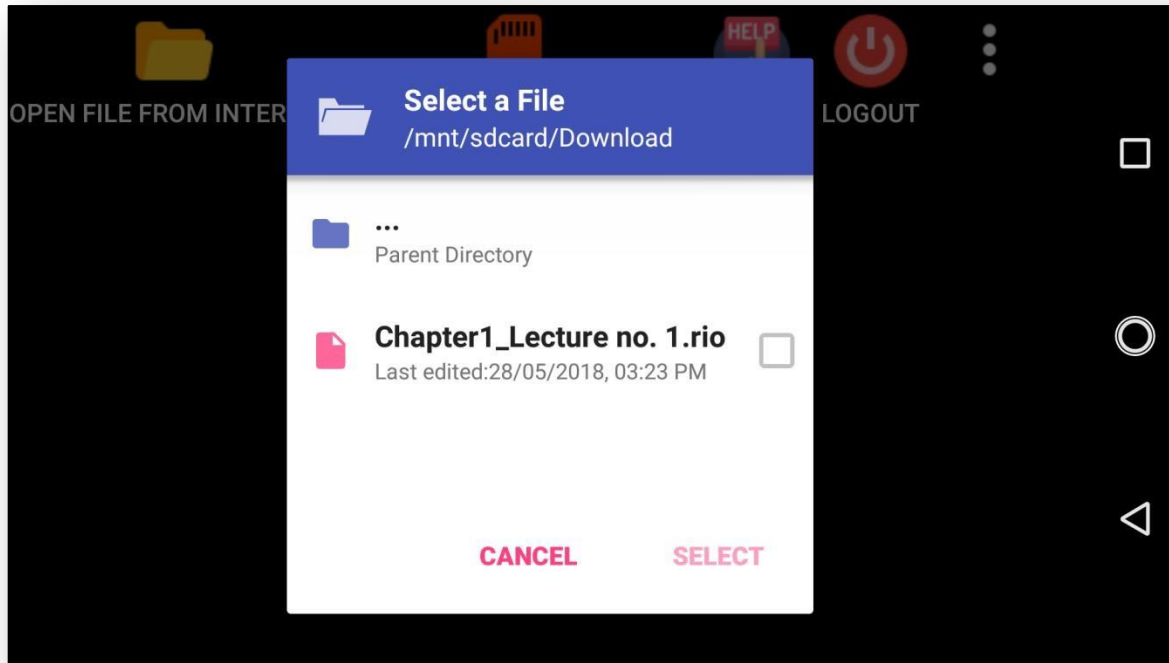
You can start downloading individual lecture. Once you complete the download you are ready to play the lectures but before you start playing lectures you will need to install **RioPlayer 2.0**.

The installation process for Rioplayer is attached with this email. But the brief steps to complete the process is as below, you can install Rioplayer either on windows operating system (Windows 7, 8, 8.1 and 10) or on any android phone or tablet with Android 14.0(Ice Cream Sandwich) and above.



rioplay

Open the Lectures & Activation



- Click on folder selection icon to open the desired video
- Select the video of the product you want to open.
- It will ask for activation.
- Enter the serial key which is in the Email you got.

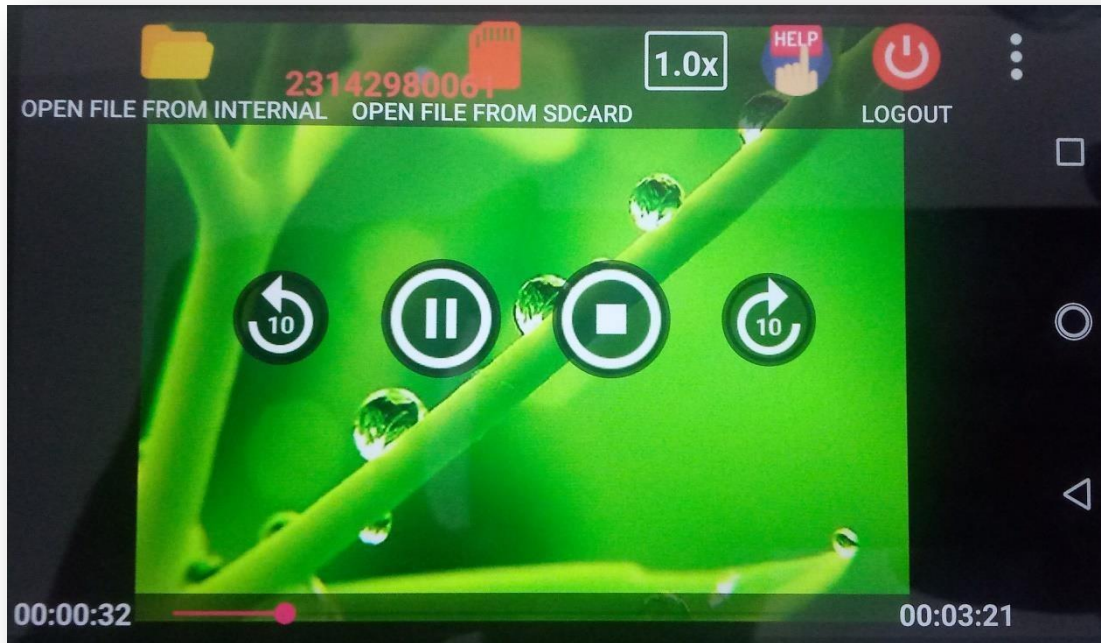
Open the Lectures & Activation



- You must have active internet connection while activating the product
- After activation, you can now play the video lectures.



Play the Lectures After Activation



Views

-- means "the count defined as how many times the user can open & close the same video." Here I selects as 50. Means user can open the particular video 50 times.

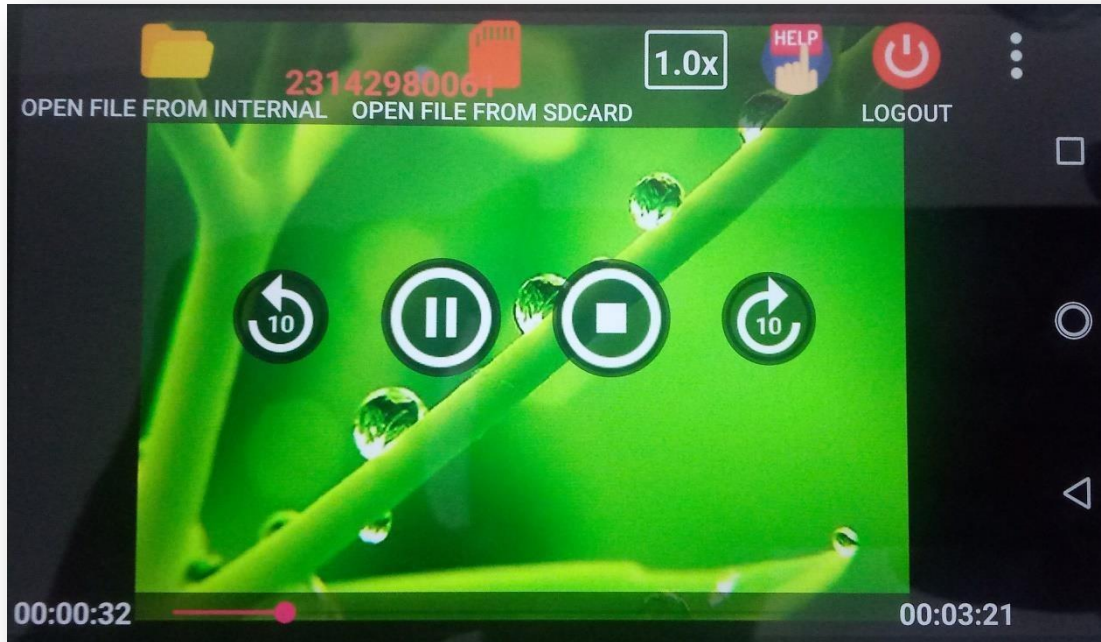
Watch Time

-- It decides the limited length of the video which user can see. Ex. 1.8 times, the user can see the video at time length limited at 1.8 times the original length.



rioplay

Controls of Video Player



Stop: If you Open your Video it will directly played, Now you can stop your video by clicking the stop button.

Play / Pause: Button for Play and Pause the Video.

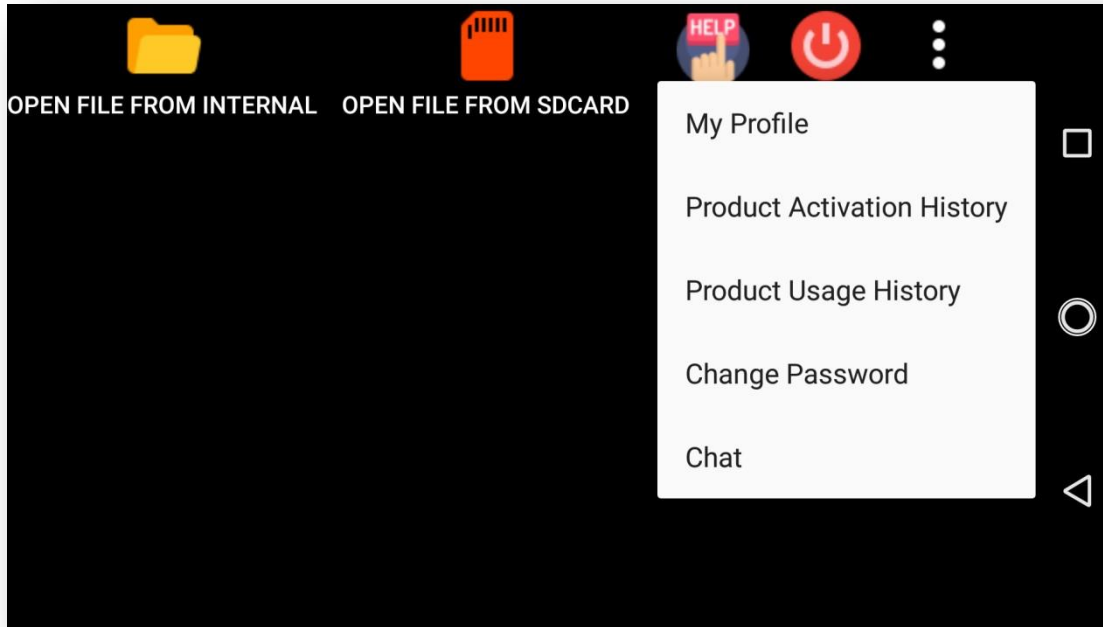
10 Seconds Back & 10 Seconds Next the Video.

Mute / Unmute the Video.

Volume of Video– 0 to 100.

Speed Ratio for setting the video speed.

Different Menu of RioPlay



Usage History: Shows the History of played videos.

Activation History: Shows the History of Activated Products.

Chat: After clicking on that button, it will redirects to the browser where it opens the chat windows to or technical support team.

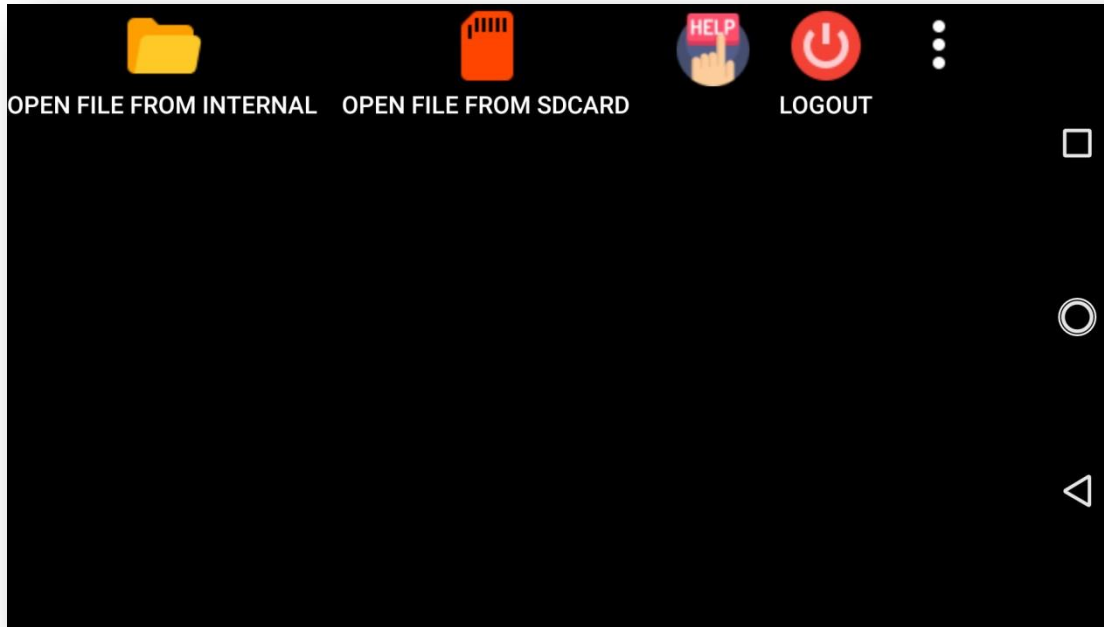
Help: You can send the query to our technical support team.

My Profile: Shows the Details of User, Change password option & Logout Option.



rioplay

Logout Process & Login to another device



Change Password: You can change your existing password of the Login to RioPlay.

Logout: To login in the new device such as another windows computer or in Android Mobile, you need to logout from the existing device. After logout, you will see the Login screen.



In case of any more Queries

The new support timings are as below,

| | |
|--|---|
| <p>Monday to Friday</p> <p>Chat, email and whatsapp  7.00 am to 9.00 pm</p> <p>Phone  10.00 am to 5.00 pm</p> <hr/> | <p>Saturday</p> <p>Chat, email and whatsapp  9.00 am to 6.00 pm</p> <p>Phone  10.00 am to 5.00 pm</p> <hr/> |
| <p>Sunday</p> <p>Chat, email and whatsapp  9.00 am to 6.00 pm</p> <p>Phone  No incoming emails, team will email in case of critical issue.</p> <hr/> | <p>Support Details</p> <p>Chat and whatsapp  8983789829 / 9404994040</p> <p>Email  cs@recordshield.net</p> <hr/> |

Note: email based support will not be available on public holidays.



Thank you!



rioplay